

Sablefish and Halibut Pot Gear Landing with Max-Out Pounds

Sablefish and Halibut Pot Gear Landing with Max-Out Pounds:

Go to: <http://elandingst.alaska.gov/elandings/Login>

Enter the following User ID and password:

User ID	Password
DVARDEN	D_warden

Sablefish Pot Gear Landing Report

Create a new landing report by logging in and choosing the operation called The Pisces Plant, then click on the Groundfish Landing Report button.

Operation: THE PISCES PLANT			Grading and Pricing
Groundfish	Salmon	Shellfish	Logbook
Groundfish Landing Report	Salmon Landing Report	Crab Landing Report	Current Year Logbook
Production Report		Prior Year Logbook	
Consolidated Report	Mixed Salmon Percentage		Register Logbook

- Enter the following vessel information, feel free to change the dates

Vessel ADF&G	ADF&G Gear Code	Crew Size	Number of Observers
14796	91	4	0
Date Fishing Began	Days Fished	Date of Landing	Discard Report
07/xx/2022	4	07/xx/2022	Not Received

- Leave the rest of the fields with their default values.

User: Dolly Varden		Company: PISCES INC.		PH: (907) 555-1212		Email: claire.minelga@noaa.gov	
ADF&G Vessel Number	14796	ADF&G Gear Code	91	Port of Landing	COR		
Operation	THE PISCES PLANT	Gear Modifier	Slinky Pots	Discard Report	Not Received		
ADF&G Processor Code	T0025	Date Fishing Began	02/28/2022	Entered From Paper FT			
Federal Permit Number	970555	Days Fished	4	IFQ Reported Manually	<input type="checkbox"/>		
Registered Buyer Number	980002	Date of Landing	03/03/2022	Partial Delivery	<input type="checkbox"/>		
		Crew Size	4				
		Number of Observers Onboard	0				

- Scroll down to the CFEC Permit worksheet and fill in the following value

CFEC Permit	Management Program	NMFS ID	IFQ Permit	Species	Area/Fishery	Lbs to Max Out
B91B 00154K 2201J	IFQ	980038	980025	200	2C	
C50B 00159G 2201G	IFQ	980039	980004	710	SE	300
			980000	710	SE	

CFEC Permit Worksheet						IFQ Permit Worksheet					
CFEC Fishery	Permit Number	Permit Sequence	Management Program Management Program Codes	Program ID	Mgmt Pgm Mod	Percent	CFEC Permit Holder's NMFS ID	IFQ Permit	Species Species Codes	Area / Fishery Area/Fishery Codes	Lbs. to max-out IFQ permit
B91B	00154K	2201J	IFQ				980038	980025	200	2C	
C50B	00159G	2201G	IFQ				980039	980004	710	SE	300
							980000	710	SE		

- Once the CFEC Permit Worksheet and the IFQ Permit Worksheet are filled out, continue to scroll down to the stat area worksheet.
- Enter the following State statistical areas and percentages and then Click Save.

Stat Area	Percent
385300	43
395330	57

Stat Area Worksheet	
Stat Area	Stat Area Codes
385300	43
395330	57
More Stat Areas	

Save Cancel

Adding Catch Information

- Click on the Add/Edit Itemized Catch button

Line	Fish Ticket	Stat Area	Species	Condition	Landed Lbs.	Num.	Disposition	Landed Lbs. with ice/slime deduction	Sold Condition	Prod Type	Size/Grade	Sold Lbs.	\$/lb.	Total Value
Add/Edit Itemized Catch Add/Edit Grading and Pricing Submit Initial Report														


- You do not need to select the fish ticket number at this point; you can use the Allocate Permits function after you save your catch information.
- Enter the following species, condition codes, weights, and disposition codes. Click Save.

Species	Condition	Lbs.	Weight Modifier	Disposition
710	08	2748	N/A	60
200	04	607	With Ice/Slime	60
143	01	8	N/A	60
151	01	27	N/A	60
153	01	12	N/A	60

Line	Fish Ticket	Stat Area Stat Area Codes	Species Species Codes	Condition Condition Codes	Lbs.	Weight Modifier (e.g. ice & slime)	Number	Disposition Disposition Codes
1	<input type="text"/>	<input type="text"/>	710	08	2748	<input type="text"/>	<input type="text"/>	60
2	<input type="text"/>	<input type="text"/>	200	04	607	With Ice/Slime	<input type="text"/>	60
3	<input type="text"/>	<input type="text"/>	143	01	8	<input type="text"/>	<input type="text"/>	60
4	<input type="text"/>	<input type="text"/>	151	01	27	<input type="text"/>	<input type="text"/>	60
5	<input type="text"/>	<input type="text"/>	153	01	12	<input type="text"/>	<input type="text"/>	60
6	<input type="text"/>	<input type="text"/>	<input type="text"/>	<input type="text"/>	<input type="text"/>	<input type="text"/>	<input type="text"/>	<input type="text"/>


- You will be directed back to the main Landing Report page. Scroll down until you see the CFEC Permit Worksheet section, then click on the Allocate Permits button in the CFEC Permit Worksheet window.

CFEC Permit Worksheet						
Fish Ticket	CFEC Permit	Permit Holder	Management Program	Management Program Mod	Management Program ID	Percent
E22 263195	B91B00154K 2201J	SMITH JONES	IFQ			
E22 263196	C50B00159G 2201G	HALLIE BUTLER	IFQ			



- Next, click on the Submit Initial Report button

Line	Fish Ticket	Stat Area	Species	Condition	Landed Lbs.	Num.	Disposition	Landed Lbs. with ice/slime deduction	Sold Condition	Prod Type	Size/Grade	Sold Lbs.	\$/lb.	Total Value
E22 263195			200 Halibut	04 Gutted	607 I/S	60	Sold	594.86					\$	\$
E22 263195			143 Thornyhead rf	01 Whole	4	60	Sold						\$	\$
E22 263195			151 Rougheye rf	01 Whole	14	60	Sold						\$	\$
E22 263195			153 Redbanded rf	01 Whole	6	60	Sold						\$	\$
E22 263196			710 Sablefish	08 Est cut	2,748	60	Sold						\$	\$
E22 263196			143 Thornyhead rf	01 Whole	4	60	Sold						\$	\$
E22 263196			151 Rougheye rf	01 Whole	13	60	Sold						\$	\$
E22 263196			153 Redbanded rf	01 Whole	6	60	Sold						\$	\$



- Once you click on the Submit Initial Report button, the page will reload and a green message will let you know you have successfully submitted your initial report.

- Scroll down to the bottom of the screen and click on the *Generate IFQ Reports* button.

Fish Ticket	NMFS ID	IFQ Permit	Species	Area / Fishery	Lbs. to max-out permit	Sold Weight	Retained Weight	Total IFQ Weight
E22 263195	980038	980025	200 Halibut	2C				
E22 263196	980039	980004	710 Sablefish	SE		300		
E22 263196	980039	980000	710 Sablefish	SE				
Total:								

Edit IFQ Reports
Generate IFQ Reports
Check IFQ Balance

- The IFQ Report will generate.
- In this scenario we used the max-out pounds feature, and we can see that the program allocated all the pounds correctly.
- Verify that your IFQ information is correct and then click on the *Submit IFQ Reports* button.

Report Number	Status	Transaction Number	Fish Ticket	NMFS ID	IFQ Permit	Species	Stat Area	Area	Condition	Ice/Slime	Sold Lbs.	Retained Lbs.
1			E22 263195	980038	980025	200 Halibut	385300	2C	04 Gutted	YES	261	
							395330	2C	04 Gutted	YES	346	
2			E22 263196	980039	980004	710 Sablefish	385300	SE	08 Est cut	NO	81	
							395330	SE	08 Est cut	NO	108	
3			E22 263196	980039	980000	710 Sablefish	385300	SE	08 Est cut	NO	1,101	
							395330	SE	08 Est cut	NO	1,458	

Edit IFQ Reports
Submit IFQ Reports
Check IFQ Balance

- **NOTE: In the training environment you will always get a red line error telling you to contact NMFS Enforcement, disregard in this instance.**
- At the top of the Groundfish Report Display screen you should see an information message that states "IFQ reports submitted".
- At this time you can edit your grading and price, or submit the final report.
- To submit the final report, scroll down, and click Submit Final Report.


Line	Fish Ticket	Stat Area	Species	Condition	Landed Lbs.	Num.	Disposition	Landed Lbs. with ice/slime deduction	Sold Condition	Prod Type	Size/Grade	Sold Lbs.	\$/lb.	Total Value
1	E22 263195		200 Halibut	04 Gutted	607 I/S	60	Sold	594.86					\$	\$
2	E22 263195		143 Thornyhead rf	01 Whole	4	60	Sold						\$	\$
3	E22 263195		151 Rougheye rf	01 Whole	14	60	Sold						\$	\$
4	E22 263195		153 Redbanded rf	01 Whole	6	60	Sold						\$	\$
5	E22 263196		710 Sablefish	08 Est cut	2,748	60	Sold						\$	\$
6	E22 263196		143 Thornyhead rf	01 Whole	4	60	Sold						\$	\$
7	E22 263196		151 Rougheye rf	01 Whole	13	60	Sold						\$	\$
8	E22 263196		153 Redbanded rf	01 Whole	6	60	Sold						\$	\$

Add/Edit Itemized Catch
Add/Edit Grading and Pricing
Submit Final Report



Now that you have Final Submitted your report, you only have a few things left to do.

1) Print your landing receipt by click on the *View Receipts to Print* button at the bottom of the reports page

Report Number	Status	Transaction Number	Fish Ticket	NMFS ID	IFQ Permit	Species	Stat Area	Area	Condition	Ice/Slime	Sold Lbs.	Retained Lbs.
1	Contact NOAA Fisheries Enforcement	189081	E22 263195	980038	980025	200 Halibut	385300	2C	04 Guttled	YES	261	
							395330	2C	04 Guttled	YES	346	
2	Contact NOAA Fisheries Enforcement	189082	E22 263196	980039	980004	710 Sablefish	385300	SE	08 Est cut	NO	81	
							395330	SE	08 Est cut	NO	108	
3	Contact NOAA Fisheries Enforcement	189082	E22 263196	980039	980000	710 Sablefish	385300	SE	08 Est cut	NO	1,101	
							395330	SE	08 Est cut	NO	1,458	


[View Receipts to Print](#) 
[Check IFQ Balance](#)

2) Print your fish ticket by locating the CFEC Permit Worksheet box and clicking on the fish ticket number in blue text

CFEC Permit Worksheet						
Fish Ticket Click on the blue fish ticket number below to open a printable PDF.	CFEC Permit	Permit Holder	Management Program	Management Program Mod	Management Program ID	Percent
E22 263195 	B91B00154K 2201J	SMITH JONES	IFQ			50
E22 263196 	C50B00159G 2201G	HALLIE BUTLER	IFQ			50

[Fish Tickets w/o Prices](#)

3) Print your Observer Fee PDF by clicking on the *View Observer PDF* button

Fish Ticket	Species	Landed Weight Sold	Round Weight Sold	IFQ Weight Sold	Landed Weight Retained	Round Weight Retained	IFQ Weight Retained	Graded and Priced Weight
E22 263195	143 Thornyhead rf	4	4					
E22 263195	151 Rougheye rf	14	14					
E22 263195	153 Redbanded rf	6	6					
E22 263195	200 Halibut	607	713.832	535.374				
E22 263196	143 Thornyhead rf	4	4					
E22 263196	151 Rougheye rf	13	13					
E22 263196	153 Redbanded rf	6	6					
E22 263196	710 Sablefish	2,748	4,361.9048	4,361.9048				
Total:		3,402	5,122.7368	4,897.2788				
View Observer Fee PDF 					Observer Fee Details			
Extended Obs Fee Search								