

eLandings At-Sea production report

Go to: <https://elandingst.alaska.gov/web>

- Enter the following user ID and password:

UserID	Password
SCHEEKS	S_cheeks

- Select BOUNTIFUL from the operation drop down list and then click on the **Production Report** button.

TO MAKE A NEW REPORT, please select your operation and choose one of the following:

Operation: **BOUNTIFUL**

Groundfish

Groundfish Landing Report

Production Report

Salmon

Salmon Landing Report

Troll Landing Report

Shellfish

Crab Landing Report

- Some information will be auto-filled for you such as the **Report Date**, **Federal Permit Number**, **ADF&G Vessel Number** and **At-Sea Port Code**.
- Enter the following vessel information:
 - Federal Reporting Area
 - Special Area (if applicable)
 - Gear Code
 - Gear Code Modifier for Pot Gear
 - Crew Size
 - If this was a No Production day, check the box
 - Management Program
 - Management Program ID (if **CDQ**, **AFA**, or **RPP**)
 - Trip Event (if applicable)

Production Report 384697

Status: Not Submitted

Header

Operation: BOUNTIFUL	Report Date: 04/03/2024	No Production: <input type="checkbox"/>
Fed. Permit #: 278 BOUNTIFUL	Gear Code: 47 - Pelagic/mid-water t	At-sea Port Code: FCP - Catcher/Processor
ADF&G Vessel #: 34053	Gear Modifier:	Management Pgm: AFA - American Fisheries Act pollock
Federal Area: 509	Crew Size: 16	Management Pgm ID: 200 - Catcher Processors
Special Area:		Trip Event:

- Enter the statistical areas fished in the Stat Area Worksheet and the Percent. Click tab or the Plus Icon to add the area to the table below.

Stat Area Worksheet

Stat Area	Federal Reporting Area	IPHC Regulatory Area	Percent
645630			60

No data available in table

- Enter any additional stat areas

Stat Area Worksheet

Stat Area	Federal Reporting Area	IPHC Regulatory Area	Percent
645630	509	CL	60
635630			

- Another method of entering the stat areas is click on the Add/Edit icon

Stat Area Worksheet

Stat Area	Federal Reporting Area	IPHC Regulatory Area	Percent
645630	509	CL	60
635630	509	CL	40

- A modal window will open where you can enter multiple stat areas at once.

Modal window titled "Add - Statistical Area" with a close button (X) in the top right corner. It contains two input fields: "Statistical Area:" with a dropdown menu and "Percent:" with a text input field. At the bottom, there are three buttons: "OK", "Add Another", and "Cancel".

- Enter the product species, weights, and discard information by clicking the Add Edit button

Species	Prod Type	Product Code	Weight(mt)	Comment
270 Pollock	P	8 Est cut	13.5450	+ [edit] [delete]

- A modal window pops up where you can enter your catch and select add Another to enter more line items

Modal window titled "Add - Production" with a close button (X) in the top right corner. It contains four input fields: "Species:" with a dropdown menu (value: 270 - Pollock), "Product Type:" with a dropdown menu (value: Primary), "Product Code:" with a dropdown menu (value: 8 - Est cut), and "Weight:" with a text input field (value: 13.545). At the bottom, there are three buttons: "OK", "Add Another", and "Cancel".

- Or you can enter the data on the main page and click tab or the plus icon to add the row

Species	Prod Type	Product Code	Weight(mt)	Comment
270	A	14	4.234	+ [edit] [delete]
270 Pollock	P	8 Est cut	13.5450	[edit] [delete]

- When entering Ancillary products you will be required to enter a comment describing what kind of ancillary product came from the fish. You click on the Pencil icon on the row you want to edit

Species	Prod Type	Product Code	Weight(mt)	Comment
270 Pollock	P	8 Est cut	13.5450	[edit] [delete]
270 Pollock	A	14 Roe	4.2340	[edit] [delete]
110 P. cod	P	8 Est cut	5,487.0000	[edit] [delete]
143 Thornyhead rf	P	3 Bled	4.5570	[edit] [delete]
110 P. cod	A	97 Other	0.8540	Describe your ancillary product [edit] [delete]

The modal window will open where you can add a comment regarding your ancillary product.

Click Ok to Save


Edit - Production

Species: **i** 110 - P. cod ▼ Product Type: Ancillary ▼

Product Code: 97 - Other ▼ Weight: 0.854







Comment


Describe your ancillary product

 OK Add Another Cancel

- Enter your Discards and click on the **Save** button.

Discards


Species	Disposition	Weight(mt)	Count	
127 Yellowfin sole	98 Disc atsea	0.2247		 
625 Jellyfish	98 Disc atsea	1.5540		 
410 Kings	98 Disc atsea		16	 

 Save Cancel

- From the dropdown menu click on the **Submit Report** button.

Production Report [384697](#) Menu

Report Progress Next Step: Submit Report

 Edit
Submit Report
Delete Report
View PDF


- Now the status should say **Final Report Submitted**.

Now that you have submitted your production report, you can print the report PDF.

Success Report Successfully Submitted

Production Report [384697](#) Menu

Report Progress Final Submit Status 100%

 Edit
Another Report
View MRA Spreadsheet
View PDF

Header		
Operation 1363 Bountiful Fed. Permit # 278 BOUNTIFUL ADFG Vessel # 34053 BOUNTIFUL Federal Area 509 Special Area	Report Date 04/03/2024 Gear Code 47 Pelagic/mid-water trawl Gear Modifier Crew Size 16	No Production FALSE At-sea Port Code FCP Catcher/processor Management Pgm AFA Management Pgm ID 200 Trip Event

- From the Menu select View MRA spreadsheet
- Note: A .csv spreadsheet will open in a new window, or your download, showing that weeks' products reported in round weight per species and product code combination.

Success Report Successfully Submitted

Production Report 384697

Report Progress: Final Submit Status 100%

Menu

- Edit
- Another Report
- View MRA Spreadsheet
- View PDF

Header

Operation: 1363 Bountiful	Report Date: 04/03/2024	No Production: FALSE
Fed. Permit #: 278 BOUNTIFUL	Gear Code: 47 Pelagic/mid-water trawl	At-sea Port Code: FCP Catcher/processor
ADFG Vessel #: 34053 BOUNTIFUL	Gear Modifier:	Management Pgm: AFA
Federal Area: 509	Crew Size: 16	Management Pgm ID: 200
Special Area:		Trip Event:

You have successfully submitted your Production Report!

[eLandings At Sea Production Report.pdf](#)