

eLandings IFQ halibut and IFQ sablefish landing report

Getting Started

Go to: <http://elandingst.alaska.gov/elandings/Login>

Enter the following user ID and password:

UserID	Password
DVARDEN	D_warden

Scenario

A longline vessel is delivering 6,000 lbs of 05 condition halibut and 3,000 lbs of whole sablefish to The Pisces Plant in Cordova.

Two CFEC card holders are making the delivery, all 9,000 lbs of the halibut and sablefish is being sold.

The rockfish bycatch is being equally split among the card holders.

Start Your Groundfish Landing

- Click on the Groundfish Landing Report button

Operation: THE PISCES PLANT			Grading and Pricing
Groundfish	Salmon	Shellfish	Logbook
Groundfish Landing Report	Salmon Landing Report	Crab Landing Report	Current Year Logbook
Production Report		Prior Year Logbook	
Consolidated Report	Mixed Salmon Percentage		Register Logbook

- Enter the following vessel information:

ADF&G Vessel Number	ADF&G Gear Code	Crew Size	# of Observers	Date Fishing Began	Days Fished	Date of Landing
01893	61	3	0	03/xx/2022	3	03/xx/2022

User: Dolly Varden		Company: PISCES INC.		PH: (907) 555-1212		Email: claire.minelga@noaa.gov	
ADF&G Vessel Number	01893	ADF&G Gear Code <small>Gear Codes</small>	61	Port of Landing <small>Port Codes</small>	COR		
Operation	THE PISCES PLANT	Gear Modifier		Discard Report	Received		
ADF&G Processor Code <small>(purchaser/owner)</small>	T0025	Date Fishing Began <small>(gear in water)</small>	03/01/2022 <small>(mm/dd/yyyy)</small>	Entered From Paper FT			
Federal Permit Number	970555	Days Fished	3	IFQ Reported Manually (check if yes)	<input type="checkbox"/>		
Registered Buyer Number	980002	Date of Landing <small>(completed)</small>	03/03/2022 <small>(mm/dd/yyyy)</small>	Partial Delivery (check if yes)	<input type="checkbox"/>		
		Crew Size (including skipper)	3				
		Number of Observers Onboard	0				

Enter the following permit information:

CFEC Permits	Management Program	NMFS ID	IFQ Permit	Species	Area/Fishery
C61B 00108R 2201N	IFQ	980038	980002	710	SE
B61B 00104W 2201V	IFQ	980020	980041	200	2C

CFEC Permit Worksheet						IFQ Permit Worksheet				IFQ Weight Calculator	
CFEC Fishery	Permit Number	Permit Sequence	Management Program Management Program Codes	Program ID	Mgmt Pgm Mod	Percent	CFEC Permit Holder's NMFS ID	IFQ Permit	Species Species Codes	Area / Fishery Area/Fishery Codes	Lbs. to max-out IFQ permit
C61B	00108R	2201N	IFQ				980038	980002	710	SE	
B61B	00104W	2201V	IFQ				980020	980041	200	2C	


More CFEC Permits More IFQ Permits Check IFQ Balance

Enter the stat area and percentage as shown below and then click on the Save button.


Stat Area	Percent
355601	100

Stat Area Worksheet		
Stat Area	Stat Area Codes	Percent
355601		100

More Stat Areas

Save  Cancel


Next you will need to enter your itemized catch data. Locate and click on the Add Edit Itemized Catch button.

Line	Fish Ticket	Stat Area	Species	Condition	Landed Lbs.	Num.	Disposition	Landed Lbs. with Ice/Slime deduction	Sold Condition	Prod Type	Size/Grade	Sold Lbs.	\$/lb.	Total Value
 Add/Edit Itemized Catch Add/Edit Grading and Pricing Submit Initial Report														

Enter your line items. If you wish the rockfish to be split equally among the two permits, leave the fish ticket field unselected. Click Save.


Species	Condition	Lbs.	Weight Modifier	Disposition
710	01	3000	With Ice/Slime	60
200	04	6000	With Ice/Slime	60
136	01	75		60
137	01	45		60
155	01	120		60

Line	Fish Ticket	Stat Area Stat Area Codes	Species Species Codes	Condition Condition Codes	Lbs.	Weight Modifier (e.g. ice & slime)	Number	Disposition Disposition Codes
1	<input type="text"/>	<input type="text"/>	710	01	3000	With Ice/Slime	<input type="text"/>	60
2	<input type="text"/>	<input type="text"/>	200	04	6000	With Ice/Slime	<input type="text"/>	60
3	<input type="text"/>	<input type="text"/>	136	01	75	<input type="text"/>	<input type="text"/>	60
4	<input type="text"/>	<input type="text"/>	137	01	45	<input type="text"/>	<input type="text"/>	60
5	<input type="text"/>	<input type="text"/>	155	01	120	<input type="text"/>	<input type="text"/>	60
6	<input type="text"/>	<input type="text"/>	<input type="text"/>	<input type="text"/>	<input type="text"/>	<input type="text"/>	<input type="text"/>	<input type="text"/>




Allocate the catch by clicking on the *Allocate Permits* button.

CFEC Permit Worksheet						
Fish Ticket	CFEC Permit	Permit Holder	Management Program	Management Program Mod	Management Program ID	Percent
E22 263146	C61B00108R 2201N	BLACKIE COD	IFQ			
E22 263147	B61B00104W 2201V	SARA SABLE	IFQ			



Submit your initial report by clicking on the *Submit Initial Report* button.

Line	Fish Ticket	Stat Area	Species	Condition	Landed Lbs.	Num.	Disposition	Landed Lbs. with ice/slime deduction	Sold Condition	Prod Type	Size/Grade	Sold Lbs.	\$/lb.	Total Value
	E22 263146		710 Sablefish	01 Whole	3,000	I/S	60 Sold	2,940					\$	\$
	E22 263146		136 Northern rf	01 Whole	38		60 Sold						\$	\$
	E22 263146		137 Bocaccio rf	01 Whole	23		60 Sold						\$	\$
	E22 263146		155 Yellowtail rf	01 Whole	60		60 Sold						\$	\$
	E22 263147		200 Halibut	04 Gutted	6,000	I/S	60 Sold	5,880					\$	\$
	E22 263147		136 Northern rf	01 Whole	37		60 Sold						\$	\$
	E22 263147		137 Bocaccio rf	01 Whole	22		60 Sold						\$	\$
	E22 263147		155 Yellowtail rf	01 Whole	60		60 Sold						\$	\$



Scroll down to the bottom of the page and click on the Generate IFQ Report button to create your IFQ reports.

IFQ Reports

Fish Ticket	NMFS ID	IFQ Permit	Species	Area / Fishery	Lbs. to max-out permit	Sold Weight	Retained Weight	Total IFQ Weight
E22 263146	980038	980002	710 Sablefish	SE				
E22 263147	980020	980041	200 Halibut	2C				
Total:								

Total:

Edit IFQ Reports
Generate IFQ Reports
Check IFQ Balance

Verify that the information is correct and then submit your IFQ reports by clicking on the Submit IFQ Reports button.

IFQ Reports

Fish Ticket	NMFS ID	IFQ Permit	Species	Area / Fishery	Lbs. to max-out permit	Sold Weight	Retained Weight	Total IFQ Weight
E22 263146	980038	980002	710 Sablefish	SE		3,000		2,940
E22 263147	980020	980041	200 Halibut	2C		6,000		5,292
Total:						9,000		8,232

Report Number	Status	Transaction Number	Fish Ticket	NMFS ID	IFQ Permit	Species	Stat Area	Area	Condition	Ice/Slime	Sold Lbs.	Retained Lbs.
1			E22 263146	980038	980002	710 Sablefish	355601	SE	01 Whole	YES	3,000	
2			E22 263147	980020	980041	200 Halibut	355601	2C	04 Gutted	YES	6,000	

Edit IFQ Reports
 Submit IFQ Reports
Check IFQ Balance

Once the IFQ Reports have been submitted, you will need to click on Submit Final Report button.

Line	Fish Ticket	Stat Area	Species	Condition	Landed Lbs.	Num.	Disposition	Landed Lbs. with ice/slime deduction	Sold Condition	Prod Type	Size/Grade	Sold Lbs.	\$/lb.	Total Value
1	E22 263153		710 Sablefish	01 Whole	3,000 I/S	60	Sold	2,940					\$	\$
2	E22 263153		136 Northern rf	01 Whole	38	60	Sold						\$	\$
3	E22 263153		137 Bocaccio rf	01 Whole	23	60	Sold						\$	\$
4	E22 263153		155 Yellowtail rf	01 Whole	60	60	Sold						\$	\$
5	E22 263154		200 Halibut	04 Gutted	6,000 I/S	60	Sold	5,880					\$	\$
6	E22 263154		136 Northern rf	01 Whole	37	60	Sold						\$	\$
7	E22 263154		137 Bocaccio rf	01 Whole	22	60	Sold						\$	\$
8	E22 263154		155 Yellowtail rf	01 Whole	60	60	Sold						\$	\$

Add/Edit Itemized Catch
Add/Edit Grading and Pricing
Submit Final Report

You can enter your grading and pricing either before or after Final Submission.

Just a few more things to do now!

1) Click on the *View Observer Fee PDF* button to obtain fees for the landing

Summary									
Fish Ticket	Species	Landed Weight Sold	Round Weight Sold	IFQ Weight Sold	Landed Weight Retained	Round Weight Retained	IFQ Weight Retained	Graded and Priced Weight	Total Value
E22 263153	136 Northern rf	38	38						
E22 263153	137 Bocaccio rf	23	23						
E22 263153	155 Yellowtail rf	60	60						
E22 263153	710 Sablefish	3,000	2,940	2,940					
E22 263154	136 Northern rf	37	37						
E22 263154	137 Bocaccio rf	22	22						
E22 263154	155 Yellowtail rf	60	60						
E22 263154	200 Halibut	6,000	7,056	5,292					
Total:		9,240	10,236	8,232					

[View Observer Fee PDF](#)
[Observer Fee Details](#)
[Extended Obs Fee Search](#)

2) Click on the *View Receipts to Print* button to get your landing receipt

Report Number	Status	Transaction Number	Fish Ticket	NMFS ID	IFQ Permit	Species	Stat Area	Area	Condition	Ice/Slime	Sold Lbs.	Retained Lbs.
1	Contact NOAA Fisheries Enforcement	189001	E22 263153	980038	980002	710 Sablefish	355601	SE	01 Whole	YES	3,000	
2	Contact NOAA Fisheries Enforcement	189002	E22 263154	980020	980041	200 Halibut	355601	2C	04 Guttled	YES	6,000	

[View Receipts to Print](#)
[Check IFQ Balance](#)

3) Print your fish tickets by clicking on the fish ticket numbers in blue text

CFEC Permit Worksheet						
Fish Ticket	CFEC Permit	Permit Holder	Management Program	Management Program Mod	Management Program ID	Percent
E22 263153	C61B00108R 2201N	BLACKIE COD	IFQ			50
E22 263154	B61B00104W 2201V	SARA SABLE	IFQ			50

[Fish Tickets w/o Prices](#)

To download and view these instructions in a word document, click on the link below:

