

eLandings IFQ sablefish and IFQ halibut landing with non-proportional harvest in stat areas

Getting Started

GO TO: [HTTP://ELANDINGST.ALASKA.GOV/ELANDINGS/LOGIN](http://ELANDINGST.ALASKA.GOV/ELANDINGS/LOGIN)

Enter the following user ID and password:

UserID	Password
DVARDEN	D_varden

Scenario

A longline vessel (ADF&G# 00030) is delivering 2,675 lbs of condition 04 IFQ halibut (without ice/slime) to The Pisces Plant and 3,200 lbs of condition 04 IFQ sablefish.

Two CFEC card holders are making the delivery. All of the halibut and sablefish are being sold.

2,500 lbs of the halibut catch and all 3,200 lbs of the sablefish catch was made in stat areas 365530 (73%) and 365500 (27%).

175 lbs of the halibut catch was made in stat area 355500.

 Create a new landing report by logging in and choosing the operation called The Pisces Plant then click on the Groundfish Landing Report button.

TO MAKE A NEW REPORT, please select your operation and choose one of the following:

Operation: THE PISCES PLANT			Grading and Pricing
Groundfish	Salmon	Shellfish	Logbook
Groundfish Landing Report	Salmon Landing Report	Crab Landing Report	Current Year Logbook
Production Report		Prior Year Logbook	
Consolidated Report	Mixed Salmon Percentage		Register Logbook

Enter the following vessel information:

ADF&G Vessel Number	ADF&G Gear Code	Crew Size	Number of Observers	Date Fishing Began	Days Fished	Date of Landing
00030	61	3	0	03/xx/2020	3	03/xx/2020

User: Dolly Varden Company: PISCES INC. PH: (907) 555-1212 Email: claire.minelga@noaa.gov

Operation: THE PISCES PLANT

ADF&G Vessel Number: 00030 ADF&G Gear Code: 61 Crew Size: 3 Number of Observers Onboard: 0

Date Fishing Began: 03/03/2020 Days Fished: 3 Date of Landing: 03/06/2020

Port of Landing: COR Partial Delivery: IFQ Reported Manually:

ADF&G Processor Code: T0025 Dock Delivery:

Federal Permit Number: 970555 Registered Buyer Number: 980002 Discard Report: Received

Entered From Paper FT:

Enter the following permit information:

CFEC Permit	Management Program	NMFS ID	IFQ Permit	Species
B61B 00105O 2001P	IFQ	980001	980003	200
C61B 00109K 2001A	IFQ	980002	980004	710

CFEC Permit Worksheet						IFQ Permit Worksheet				IFQ Weight Calculator	
CFEC Fishery	Permit Number	Permit Sequence	Management Program	Mgmt Pgm Mod	Program ID	Percent	CFEC Permit Holder's NMFS ID	IFQ Permit	Species Species Codes	Area / Fishery Area/Fishery Codes	Lbs. to max-out IFQ permit
B61B	00101U	2001P	IFQ				980001	980003	200		
C61B	00109K	2001A	IFQ				980002	980004	710		

More CFEC Permits More IFQ Permits Check IFQ Balance


Enter the following stat area information:

Stat Area	Percent
365530	73
365500	27

Stat Area Worksheet

Stat Area	Stat Area Codes	Percent
365530		73
365500		27

More Stat Areas

Save  Cancel


Enter Itemized Catch information by clicking in the *Add/Edit Itemized Catch* button.

Line	Fish Ticket	Stat Area	Species	Condition	Landed Lbs.	Num.	Disposition	Landed Lbs. with ice/slime deduction	Sold Condition	Prod Type	Size/Grade	Sold Lbs.	\$/lb.	Total Value
<div style="display: flex; justify-content: space-around;">  Add/Edit Itemized Catch Add/Edit Grading and Pricing Submit Initial Report </div>														

- Select the fish tickets that match with the IFQ species permits and then enter the catch information as shown in the table below and then click on the *Save* button.


Stat Area	Species	Condition	Lbs.	Weight Modifier	Disposition
n/a	200	04	2500	With Ice/Slime	60
355500	200	04	175	With Ice/Slime	60
n/a	710	08	3200	With Ice/Slime	60

Line	Fish Ticket	Stat Area <small>Stat Area Codes</small>	Species <small>Species Codes</small>	Condition <small>Condition Codes</small>	Lbs.	Weight Modifier <small>(e.g. ice & slime)</small>	Number	Disposition <small>Disposition Codes</small>
1	<input type="text"/>	<input type="text"/>	200	04	2500	With Ice/Slime	<input type="text"/>	60
2	<input type="text"/>	355500	200	04	175	With Ice/Slime	<input type="text"/>	60
3	<input type="text"/>	<input type="text"/>	710	04	3200	With Ice/Slime	<input type="text"/>	60
4	<input type="text"/>	<input type="text"/>	<input type="text"/>	<input type="text"/>	<input type="text"/>	<input type="text"/>	<input type="text"/>	<input type="text"/>
5	<input type="text"/>	<input type="text"/>	<input type="text"/>	<input type="text"/>	<input type="text"/>	<input type="text"/>	<input type="text"/>	<input type="text"/>
6	<input type="text"/>	<input type="text"/>	<input type="text"/>	<input type="text"/>	<input type="text"/>	<input type="text"/>	<input type="text"/>	<input type="text"/>

 Save
Save and Continue
More Lines
Cancel

Next, you will need to Allocate the Permits

CFEC Permit Worksheet						
Fish Ticket	CFEC Permit	Permit Holder	Management Program	Management Program Mod	Management Program ID	Percent
E20 262835	B61B00101U 2001P	DENNY DEMO	IFQ			
E20 262836	C61B00109K 2001A	SARA SABLE	IFQ			

Allocate Permits 

Then click on the *Submit Initial Report* button.

Line	Fish Ticket	Stat Area	Species	Condition	Landed Lbs.	Num.	Disposition	Landed Lbs. with ice/slime deduction	Sold Condition	Prod Type	Size/Grade	Sold Lbs.	\$/lb.	Total Value
	E20 262835		200 Halibut	04 Gutted	2,500 I/S	60	Sold	2,450					\$	\$
	E20 262835	355500 F	200 Halibut	04 Gutted	175 I/S	60	Sold	171.5					\$	\$
	E20 262836		710 Sablefish	04 Gutted	3,200 I/S	60	Sold	3,136					\$	\$

- Scroll down to the bottom of the page and click on the *Generate IFQ Report* button to create your IFQ reports.

IFQ Reports

Fish Ticket	NMFS ID	IFQ Permit	Species	Area / Fishery	Lbs. to max-out permit	Sold Weight	Retained Weight	Total IFQ Weight
E20 262835	980001	980003	200 Halibut					
E20 262836	980002	980004	710 Sablefish					
Total:								

- Review the information you entered and then submit your IFQ reports by clicking on the *Submit IFQ Reports* button.
- Notice the 175 lbs of 04 halibut is recorded as being harvested in area 355500.

Report Number	Status	Transaction Number	Fish Ticket	NMFS ID	IFQ Permit	Species	Stat Area	Area	Condition	Ice/Slime	Sold Lbs.	Retained Lbs.
1			E20 262835	980001	980003	200 Halibut	365530	2C	04 Gutted	YES	1,825	
							365500	2C	04 Gutted	YES	675	
							355500	2C	04 Gutted	YES	175	
2			E20 262836	980002	980004	710 Sablefish	365530	SE	04 Gutted	YES	2,336	
							365500	SE	04 Gutted	YES	864	

- Once you have submitted your Initial Report and/or IFQ Reports, you can enter your Grading and Pricing information.
- Submit your final report by clicking on the *Submit Final Report* button.

Line	Fish Ticket	Stat Area	Species	Condition	Landed Lbs.	Num.	Disposition	Landed Lbs. with ice/slime deduction	Sold Condition	Prod Type	Size/Grade	Sold Lbs.	\$/lb.	Total Value
1	E20 262835		200 Halibut	04 Gutted	2,500 I/S	60	Sold	2,450					\$	\$
2	E20 262835	355500 F	200 Halibut	04 Gutted	175 I/S	60	Sold	171.5					\$	\$
3	E20 262836		710 Sablefish	04 Gutted	3,200 I/S	60	Sold	3,136					\$	\$

Just a few more steps and you'll be done

- 1) Print out your Observer Fee PDF

Summary

Fish Ticket	Species	Landed Weight Sold	Round Weight Sold	IFQ Weight Sold	Landed Weight Retained	Round Weight Retained	IFQ Weight Retained	Graded and Priced Weight	Total Value
E20 262835	200 Halibut	2,675	3,145.8	2,359.35					
E20 262836	710 Sablefish	3,200	3,523.5955	3,523.5955					
Total:		5,875	6,669.3955	5,882.9455					
View Observer Fee PDF					Observer Fee Details				
Extended Obs Fee Search									

2) Print out your landing receipt

Report Number	Status	Transaction Number	Fish Ticket	NMFS ID	IFQ Permit	Species	Stat Area	Area	Condition	Ice/Slime	Sold Lbs.	Retained Lbs.
1	Contact NMFS Enf	178378	E20 262835	980001	980003	200 Halibut	365530	2C	04 Gutted	YES	1,825	
							365500	2C	04 Gutted	YES	675	
							355500	2C	04 Gutted	YES	175	
2	Contact NMFS Enf	178377	E20 262836	980002	980004	710 Sablefish	365530	SE	04 Gutted	YES	2,336	
							365500	SE	04 Gutted	YES	864	
View Receipts to Print					Check IFQ Balance							

3) Print out your fish tickets by clicking on the blue text in the CFEC permit worksheet box

CFEC Permit Worksheet						
Fish Ticket Click on the blue fish ticket number below to open a printable PDF.	CFEC Permit	Permit Holder	Management Program	Management Program Mod	Management Program ID	Percent
E20 262835	B61B00101U 2001P	DENNY DEMO	IFQ			50
E20 262836	C61B00109K 2001A	SARA SABLE	IFQ			50
Fish Tickets w/o Prices						