

# Simple Crab Landing Report


GO TO: [HTTP://ELANDINGST.ALASKA.GOV/ELANDINGS/LOGIN](http://ELANDINGST.ALASKA.GOV/ELANDINGS/LOGIN)

Enter the following user ID and password:

UserID	Password
bcrabs	B_crabs

From the Reports Menu page, click on the Crab Landing Report button

Operation: Seafoods Corps Unalaska Grading and Pricing

Groundfish	Salmon	Shellfish
<a href="#">Groundfish Landing Report</a>	<a href="#">Salmon Landing Report</a>	<a href="#">Crab Landing Report</a> 
<a href="#">Production Report</a>		
	<a href="#">Mixed Salmon Percentage</a>	

Enter the following vessel information:

Vessel ADF&G	Gear Code	Crew Size	Observers Onboard	Date Fishing Began	Days Fished	Date of Landing	Partial Delivery	Last Delivery for Trip
72787	91	6	0	01/xx/2020	2	01/xx/2020	na	Yes

User: Bertha Crabs    Company: SEAFOODS INCORPORATED    PH: (907) 444-5555    Email: ertest@noaa.gov

Operation: SEAFOODS CORPS UNALASKA

ADF&G Vessel Number	<input type="text" value="72787"/>	ADF&G Gear Code	<input type="text" value="91"/>	Crew Size (including skipper)	<input type="text" value="6"/>	Number of Observers Onboard	<input type="text" value="0"/>
Date Fishing Began (gear in water)	<input type="text" value="01/10/2020"/> <small>(mm/dd/yyyy)</small>	Days Fished	<input type="text" value="2"/>	Date of Landing (completed)	<input type="text" value="01/12/2020"/> <small>(mm/dd/yyyy)</small>		
Port of Landing	<input type="text" value="UNA"/>			Partial Delivery (check if yes)	<input type="checkbox"/>	IFQ Reported Manually (check if yes)	<input type="checkbox"/>
ADF&G Processor Code (purchaser/owner)	<input type="text" value="F5543"/>					Last Delivery for Trip (check if yes)	<input checked="" type="checkbox"/>
Registered Crab Receiver Number	<input type="text" value="990004"/>	Tender ADF&G Number	<input type="text"/>	Entered From Paper FT	<input type="text"/>		

Enter the following permit information:

CFEC Permit	Management Program	NMFS ID	IFQ Permit	Species	IPQ Permit
K91T 00114M 2001L	IFQ	990031	990051	921	990022


CFEC Permit Worksheet						IFQ Permit Worksheet					
CFEC Fishery	Permit Number	Permit Sequence	Management Program Management Program Codes	Program ID	Percent	NMFS ID	IFQ Permit	Species Species Codes	IPQ Permit	Area / Fishery Area/Fishery Codes	Lbs. to max-out permit
K91T	00114M	2001L	IFQ ▾			990031	990051	921	990022 ▾		
			▾						▾		
			▾						▾		
			▾						▾		
			▾						▾		
			▾						▾		
			▾						▾		
			▾						▾		
			▾						▾		
<input type="button" value="More CFEC Permits"/>						<input type="button" value="More IFQ Permits"/> <input type="button" value="Check IFQ Balance"/>					

- Enter the stat areas as shown below but break up the percentages as you like.
  - Make sure they add up to 100% and enter your own number of pot lifts and then click on the **Save** button.

Stat Area	Percent	Pot Lifts
575731	-----	-----
575732	-----	-----
575830	-----	-----
575802	-----	-----

Stat Area Worksheet		
Stat Area Stat Area Codes	Percent	Pot Lifts
575731	23	22
575732	12	18
575830	60	77
575802	5	22
<input type="button" value="More Stat Areas"/>		
<input type="button" value="Save"/>		<input type="button" value="Cancel"/>


Next, you will be taken to the **Crab Report Display** page where you will need to find and click on the **Add/Edit Itemized Catch** button

Line	Fish Ticket	Stat Area	Species	Condition	Landed Lbs.	Number	Pot Lifts	Disposition	Size/Grade	Sold Lbs.	\$/lb.	Total Value
<div style="display: flex; justify-content: space-around;"> <span> Add/Edit Itemized Catch</span> <span>Add/Edit Grading and Pricing</span> <span>Submit Initial Report</span> </div>												

- You do not need to select the fish ticket or enter Stat Areas or Pot Lifts for lines 1-3 since you used the stat area worksheet.
  - Enter the catch information below and then click on the **Save** button

Species	Condition Code	Weight	Number	Disposition
921	01	1000	185	60
921	01	150	30	79
921	01	100	20	95


Line	Fish Ticket	Stat Area <small>Stat Area Codes</small>	Species <small>Species Codes</small>	Condition <small>Condition Codes</small>	Lbs.	Number	Pot Lifts	Disposition <small>Disposition Codes</small>
1	<input type="text"/>	<input type="text"/>	<input type="text" value="921"/>	<input type="text" value="01"/>	<input type="text" value="1000"/>	<input type="text" value="185"/>	<input type="text"/>	<input type="text" value="60"/>
2	<input type="text"/>	<input type="text"/>	<input type="text" value="921"/>	<input type="text" value="01"/>	<input type="text" value="150"/>	<input type="text" value="30"/>	<input type="text"/>	<input type="text" value="79"/>
3	<input type="text"/>	<input type="text"/>	<input type="text" value="921"/>	<input type="text" value="01"/>	<input type="text" value="100"/>	<input type="text" value="20"/>	<input type="text"/>	<input type="text" value="95"/>
4	<input type="text"/>	<input type="text"/>	<input type="text"/>	<input type="text"/>	<input type="text"/>	<input type="text"/>	<input type="text"/>	<input type="text"/>
5	<input type="text"/>	<input type="text"/>	<input type="text"/>	<input type="text"/>	<input type="text"/>	<input type="text"/>	<input type="text"/>	<input type="text"/>
6	<input type="text"/>	<input type="text"/>	<input type="text"/>	<input type="text"/>	<input type="text"/>	<input type="text"/>	<input type="text"/>	<input type="text"/>

 Save
Save and Continue
More Lines
Cancel

You will be taken back to the Crab Report Display screen.

- Click on the **Allocate Permits** button to assign the fish ticket to the catch items.

CFEC Permit Worksheet				
Fish Ticket	CFEC Permit	Permit Holder	Management Program	Management Program ID
E20 262857	K91T00114M 2001L	KRUSTY KRAB	IFQ	

Allocate Permits 

- Locate and click on the **Add/Edit Grading and Pricing** button

Line	Fish Ticket	Stat Area	Species	Condition	Landed Lbs.	Number	Pot Lifts	Disposition	Size/Grade	Sold Lbs.	\$/lb.	Total Value
	E20 262857		921 Red king	01 Whole	1,000.000	185.000		60 Sold			\$	\$
	E20 262857		921 Red king	01 Whole	150.000	30.000		79 Deadloss			\$	\$
	E20 262857		921 Red king	01 Whole	100.000	20.000		95 Pers use			\$	\$

- Enter grading and pricing values for 1,000 lbs of crab and click on the **Save** button.

Line	Species	Condition	Landed Lbs.	Number (of Crab)	Pot Lifts	Disposition Code	Size/Grade	Sold Lbs.	\$/lb.
1	921 Red king	01 Whole	1,000.000	185.000		60 Sold	3/6	250	3.25
							7/9	375	4.25
							10/12	375	5.00

You'll be returned to the Crab Report Display screen where you'll need to click on the **Submit Initial Report** button.

Line	Fish Ticket	Stat Area	Species	Condition	Landed Lbs.	Number	Pot Lifts	Disposition	Size/Grade	Sold Lbs.	\$/lb.	Total Value
	E20 262857		921 Red king	01 Whole	1,000.000	185.000		60 Sold	3/6	250.000	\$3.25	\$812.50
									7/9	375.000	\$4.25	\$1,593.75
									10/12	375.000	\$5.00	\$1,875.00
	E20 262857		921 Red king	01 Whole	150.000	30.000		79 Deadloss			\$	\$
	E20 262857		921 Red king	01 Whole	100.000	20.000		95 Pers use			\$	\$

The next step is to generate your IFQ report. Scroll to the bottom of the report page and click on the **Generate IFQ Reports** button

## IFQ Reports

Fish Ticket	NMFS ID	IFQ Permit	IPQ Permit	Species	Area / Fishery	Lbs. to max-out permit	Sold Weight	Retained Weight	Deadloss Weight	Total IFQ Weight
E20 262857	990031	990051	990022	921 Red king						
Total:										

Once you've verified that your pounds and allocations are correct, click on the **Submit IFQ Reports** button.

Report Number	Status	Transaction Number	Fish Ticket	NMFS ID	IFQ Permit	Species	IPQ Permit	Fishery	Stat Area	Condition	Sold Lbs.	Retained Lbs.	Deadloss Lbs.	\$/lb.
1			E20 262857	990031	990051	921 Red king	990022	BBR	575731	01 Whole	230	23	34	\$4.28
								BBR	575732	01 Whole	120	12	18	\$4.28
								BBR	575830	01 Whole	600	60	90	\$4.28
								BBR	575802	01 Whole	50	5	8	\$4.28

NOTE: In the Training environment, IFQ submissions always redline.

Locate and click on the **Submit Final Report** button.

You're almost done submitting your Crab IFQ Landing Report! Two more steps to go.

1. You will need to click on the **View Receipts to Print** button for your landing receipt

Report Number	Status	Transaction Number	Fish Ticket	NMFS ID	IFQ Permit	Species	IPQ Permit	Fishery	Stat Area	Condition	Sold Lbs.	Retained Lbs.	Deadloss Lbs.	\$/lb.
1	Contact NMFS Enf	178382	E20 262857	990031	990051	921 Red king	990022	BBR	575731	01 Whole	230	23	34	\$4.28
								BBR	575732	01 Whole	120	12	18	\$4.28
								BBR	575830	01 Whole	600	60	90	\$4.28
								BBR	575802	01 Whole	50	5	8	\$4.28

2. Locate and click on the fish ticket in blue text

CFEC Permit Worksheet				
Fish Ticket	CFEC Permit	Permit Holder	Management Program	Management Program ID
E20 262857	K91T00114M 2001L	KRUSTY KRAB	IFQ	

You have successfully submitted a crab IFQ landing report.

[Simple Crab Landing Report.docx](#)