

# Crab Landing Practice with Multiple IFQ Permits

Go to: <http://elandingst.alaska.gov/elandings/Login>

Enter the following user ID and password:

UserID	Password
bcrabs	B_crabs

- On the Reports Menu page, click on the Crab Landing Report button

The screenshot shows a web interface with a top navigation bar. On the left, there is a dropdown menu for 'Operation' set to 'SEAFOODS CORPS UNALASKA'. To the right is a 'Grading and Pricing' button. Below this is a grid of report buttons: 'Groundfish Landing Report', 'Salmon Landing Report', and 'Crab Landing Report' (highlighted with a red arrow). Under 'Groundfish Landing Report' is a 'Production Report' button. Under 'Salmon Landing Report' is a 'Mixed Salmon Percentage' button.

- The program will take you to the **Vessel, Permit, and Location Information** screen
- Enter the following:
  - Vessel No: 00004
  - Gear Code: 91
  - Crew Size: enter a value
  - Observers Onboard: enter a value
  - Date fishing began: any day prior to today's date in 2020
  - Days fished: enter a value .
  - Date of landing: add the days fished and enter your date
  - Partial Delivery: check the box
  - Last Delivery of Trip: na

The screenshot shows a form titled 'Vessel, Permit, and Location Information'. At the top, it displays 'User: Bertha Crabs', 'Company: SEAFOODS INCORPORATED', 'PH: (907) 444-5555', and 'Email: ertest@noaa.gov'. Below this is a section for 'Operation' set to 'SEAFOODS CORPS UNALASKA'. The main form contains several fields: 'ADF&G Vessel Number' (00004), 'ADF&G Gear Code' (91), 'Crew Size' (6), 'Number of Observers Onboard' (0), 'Date Fishing Began' (02/01/2020), 'Days Fished' (6), 'Date of Landing' (02/07/2020), 'Port of Landing' (UNA), 'Partial Delivery' (checked), 'IFQ Reported Manually' (unchecked), 'ADF&G Processor Code' (F5543), 'Last Delivery for Trip' (unchecked), 'Registered Crab Receiver Number' (990004), 'Tender ADF&G Number' (empty), and 'Entered From Paper FT' (empty).

- Information that was auto-filled does not need to be changed.

Next you will enter your permit information

- Enter the CFEC permit information from the table below:

CFEC Fishery	Permit Number	Permit Sequence	Management Program
K91Q	00112S	2001C	IFQ
K91T	00114M	2001L	IFQ

- Enter the IFQ permit information from the table below:

NMFS ID	IFQ Permit	Species	IPQ Permit
990031	990051	921	990022
-----	990070	921	-----
-----	990071	921	-----
990032	990058	921	990022

CFEC Permit Worksheet						IFQ Permit Worksheet					
CFEC Fishery	Permit Number	Permit Sequence	Management Program Management Program Codes	Program ID	Percent	NMFS ID	IFQ Permit	Species Species Codes	IPQ Permit	Area / Fishery Area/Fishery Codes	Lbs. to max-out permit
K91Q	00112S	2001C	IFQ ▾			990031	990051	921	990022 ▾		
							990070	921	▾		
							990071	921	▾		
K91T	00114M	2001L	IFQ ▾			990032	990058	921	990022 ▾		
									▾		
									▾		

Enter the following stat areas but use your own percents and pot lifts:

Stat Area	Percent	Pot Lifts
615533	-----	-----
615534	-----	-----
615730	-----	-----
615831	-----	-----
615832	-----	-----
625532	-----	-----

Stat Area Worksheet		
Stat Area <small>Stat Area Codes</small>	Percent	Pot Lifts
615533	12	23
615534	9	19
615730	23	44
615831	17	38
615832	25	19
625532	14	17

- Click on the Save button

Now you will be taken to the **Crab Report Display Page**

- Click on the **Add/Edit Itemized Catch** button


Line	Fish Ticket	Stat Area	Species	Condition	Landed Lbs.	Number	Pot Lifts	Disposition	Size/Grade	Sold Lbs.	\$/lb.	Total Value
<input type="button" value="Add/Edit Itemized Catch"/> <input type="button" value="Add/Edit Grading and Pricing"/> <input type="button" value="Submit Initial Report"/>												

Add the following catch information:

Species	Condition	Lbs.	Number	Disposition
921	01	49000	5400	60
921	01	1600	173	79
921	01	150	21	95

NOTE: Since you already added your stat areas and pot lifts in the stat area worksheet, you don't have to enter them here.

Line	Fish Ticket	Stat Area Stat Area Codes	Species Species Codes	Condition Condition Codes	Lbs.	Number	Pot Lifts	Disposition Disposition Codes
1	<input type="text"/>	<input type="text"/>	921	01	49000	5400	<input type="text"/>	60
2	<input type="text"/>	<input type="text"/>	921	01	1600	173	<input type="text"/>	79
3	<input type="text"/>	<input type="text"/>	921	01	150	21	<input type="text"/>	95
4	<input type="text"/>	<input type="text"/>	<input type="text"/>	<input type="text"/>	<input type="text"/>	<input type="text"/>	<input type="text"/>	<input type="text"/>
5	<input type="text"/>	<input type="text"/>	<input type="text"/>	<input type="text"/>	<input type="text"/>	<input type="text"/>	<input type="text"/>	<input type="text"/>
6	<input type="text"/>	<input type="text"/>	<input type="text"/>	<input type="text"/>	<input type="text"/>	<input type="text"/>	<input type="text"/>	<input type="text"/>




- Click on the Save button

You will be returned to the **Crab Report Display** screen where you need to Allocate your permits to the fish tickets

- Click on the **Allocate Permits** button

CFEC Permit Worksheet					
Fish Ticket	CFEC Permit	Permit Holder	Management Program	Management Program ID	Percent
E20 262881	K91Q00112S 2001C	DUTCH HARRIS	IFQ		
E20 262882	K91T00114M 2001L	KRUSTY KRAB	IFQ		



- If you want to modify the allocation of pounds to CFEC permit holders you can modify the pounds, or add an additional line of harvest on the line item and identify the specific fish ticket.
- You can also assign the personal use to one fish ticket at the line item level.
- Once you have documented the catch and allocated to permits, click on the **Submit Initial Report** button.

Line	Fish Ticket	Stat Area	Species	Condition	Landed Lbs.	Number	Pot Lifts	Disposition	Size/Grade	Sold Lbs.	\$/lb.	Total Value
	E20 262881		921 Red king	01 Whole	24,500.000	2,700.000		60 Sold			\$	\$
	E20 262881		921 Red king	01 Whole	800.000	87.000		79 Deadloss			\$	\$
	E20 262881		921 Red king	01 Whole	75.000	11.000		95 Pers use			\$	\$
	E20 262882		921 Red king	01 Whole	24,500.000	2,700.000		60 Sold			\$	\$
	E20 262882		921 Red king	01 Whole	800.000	86.000		79 Deadloss			\$	\$
	E20 262882		921 Red king	01 Whole	75.000	10.000		95 Pers use			\$	\$

- Scroll to the bottom of the page and select the IFQ Report Builder button.

### IFQ Reports

Fish Ticket	NMFS ID	IFQ Permit	IPQ Permit	Species	Area / Fishery	Lbs. to max-out permit	Sold Weight	Retained Weight	Deadloss Weight	Total IFQ Weight
E20 262881	990031	990051	990022	921 Red king						
E20 262881	990031	990070		921 Red king						
E20 262881	990031	990071		921 Red king						
E20 262882	990032	990058	990022	921 Red king						
<b>Total:</b>										

- The report builder allows you to assign sold, retained and deadloss pounds to specific share types. Each fish ticket must have poundage recorded.
- Add allocation of harvest to specific permits and generate the IFQ report.

Fish Ticket	IFQ Permit / Species / IPQ Permit	Sold Lbs.	Retained Lbs.	Deadloss Lbs.
E20 262881	990051 - 921 - 990022	<input type="text" value="20000"/>	<input type="text" value="20"/>	<input type="text" value="400"/>
E20 262881	990070 - 921	<input type="text" value="4000"/>	<input type="text" value="20"/>	<input type="text" value="300"/>
E20 262881	990071 - 921	<input type="text" value="500"/>	<input type="text" value="35"/>	<input type="text" value="100"/>
E20 262882	990058 - 921 - 990022	<input type="text" value="24500"/>	<input type="text" value="75"/>	<input type="text" value="800"/>

- If the IFQ report allocations look good, scroll to the bottom and click on the **Submit IFQ Report** button

DBR	629952	01 WHOLE	3,165	10	104	\$0.00
-----	--------	----------	-------	----	-----	--------

- Print your fish tickets and the IFQ receipts.

CFEC Permit Worksheet					
Fish Ticket <small>Click on the blue fish ticket number below to open a printable PDF.</small>	CFEC Permit	Permit Holder	Management Program	Management Program ID	Percent
<a href="#">E20 262881</a>	K91Q00112S 2001C	DUTCH HARRIS	IFQ		50
<a href="#">E20 262882</a>	K91T00114M 2001L	KRUSTY KRAB	IFQ		50

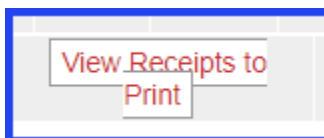
# IFQ Reports

Fish Ticket	NMFS ID	IFQ Permit Click on the blue IFQ permit number below to open a printable PDF.	IPQ Permit	Species	Area / Fishery	Lbs. to out per
E20 262881	990031	<a href="#">990051</a>	990022	921 Red king	BBR	
E20 262881	990031	<a href="#">990070</a>		921 Red king	BBR	
E20 262881	990031	<a href="#">990071</a>		921 Red king	BBR	
E20 262882	990032	<a href="#">990058</a>	990022	921 Red king	BBR	

- Submit Final Report

Line	Fish Ticket	Stat Area	Species	Condition	Landed Lbs.	Number	Pot Lifts	Disposition	Size/Grade	Sold Lbs.	\$/lb.	Total Value
1	E20 262881		921 Red king	01 Whole	24,500.000	2,700.000		60 Sold			\$	\$
2	E20 262881		921 Red king	01 Whole	800.000	87.000		79 Deadloss			\$	\$
3	E20 262881		921 Red king	01 Whole	75.000	11.000		95 Pers use			\$	\$
4	E20 262882		921 Red king	01 Whole	24,500.000	2,700.000		60 Sold			\$	\$
5	E20 262882		921 Red king	01 Whole	800.000	86.000		79 Deadloss			\$	\$
6	E20 262882		921 Red king	01 Whole	75.000	10.000		95 Pers use			\$	\$

- Print your receipts



This completes the practice scenario.