

# Crab Landing Practice with Multiple IFQ Permits

Go to: <https://elandingst.alaska.gov/web>

Enter the following user ID and password:

UserID	Password
bcrabs	B_crabs

- On the Reports Menu page, click on the Crab Landing Report button

TO MAKE A NEW REPORT, please select your operation and choose one of the following:

Operation: **SEAFOODS CORPS UNALASKA**

Groundfish

Groundfish Landing Report


Salmon

Salmon Landing Report

Troll Landing Report

Shellfish

Crab Landing Report



- The program will take you to the **Vessel, Permit, and Location Information** screen
- Enter the following:
  - Vessel No: 00004
  - Gear Code: 91
  - Crew Size: enter a value
  - Observers Onboard: enter a value
  - Date fishing began: any day prior to today's date
  - Days fished: enter a value .
  - Date of landing: add the days fished and enter your date
  - Partial Delivery: check the box
  - Last Delivery of Trip: na

Crab Report 384773 Status: Not Submitted Menu

**Header**

ADFG Vessel # 00004	Gear Code 91 - Pot	Port Unalakleet - UNA
Operation SEAFOODS CORPS UNALASKA	Date Fishing Began 01/15/2024	Paper Fish Ticket
Owner F5543 Seattle Star F/V	Days Fished 5	IFQ Reported Manually
Custom Processor	Date Of Landing 01/20/2024	Partial Delivery <input checked="" type="checkbox"/>
Fed. Permit #	Crew Size 6	Last Delivery For Trip
RCR # 990004 TEST PROCESSOR2	Observers Onboard 0	


**Tender Delivery Information**

Tender ADFG Vessel #	Time of Landing	Dock Delivery
Tender Batch	Tender Dock Offld Date mm/dd/yyyy	
Tally Invoice	Tender Dock Offld Time	

- Click on the Add/Edit button in the Permit Worksheet section

Permit Worksheet

Ln	Fish Ticket #	CFEC Permit	Permit Holder	Mgmt Program	Pct%	NMFS ID	IFQ Ln	IFQ Permit	Species	IPQ Permit	Area	Max-out Lbs.	
No data available in table													



Next you will enter your permit information


- Enter the CFEC permit information from the table below:


CFEC Fishery	Permit Number	Permit Sequence	Management Program
K91Q	00112S	2401M	IFQ
K91O	00175R	2401V	IFQ

- Enter the IFQ permit information from the table below:

NMFS ID	IFQ Permit	Species	IPQ Permit
990031	990051	921	990022
-----	990070	921	-----
-----	990071	921	-----
990032	990058	921	990022

Permit Entry Worksheet

CFEC Mag Stripe: 



Ln	Fishery	Permit	YearSeq	Mgmt Pgm	Pgm ID	Pcnt	NMFS ID	IFQPermit	Spcs	IPQPermit	Area	Max-out pounds
1	K91Q	00112S	2401M	IFQ			990031	990051	921	99002		
								990070	921			
								990071	921			
2	K91O	00175R	2401V	IFQ			990032	990058	921	99002		

More CFEC Permits
More IFQ Permits
Save
Cancel

Enter the following stat areas but use your own percent and pot lifts:

Stat Area	Percent	Pot Lifts
615533	-----	-----
615534	-----	-----
615730	-----	-----
615831	-----	-----
615832	-----	-----
625532	-----	-----

Statistical Area Worksheet

Stat Area	Percent (Number/Pounds)	Pot Lifts
615533	12	23
615534	9	19
615730	23	44
615831	17	38
615832	25	19
625532	14	17

More Statistical Areas Save Cancel

- Click on the Save button
- Click on the Add/Edit button in the Itemized Catch section
- Add the following catch information:

Species	Condition	Lbs.	Number	Disposition
921	01	49000	5400	60
921	01	1600	173	79
921	01	150	21	95

NOTE: Since you already added your stat areas and pot lifts in the stat area worksheet, you don't have to enter them here.

Itemized Catch

Fish Ticket #	CFEC Permit	Permit Holder	Mgmt Pgm	Percent
E24 000423	K91Q 00112S 2401M		IFQ	
E24 000424	K91O 00175R 2401V		IFQ	

Stat Area	Pct	Pot Lifts
615533	12	23
615534	9	19
615730	23	44
615831	17	38
615832	25	19
625532	14	17

Ln	Fish Ticket	Stat Area	Species	Cond	Lbs.	Number	Pot Lifts	Disp
1	▼		921	01	49000	5400		60
2	▼		921	01	1600	173		79
3	▼		921	01	150	21		95
4	▼							

More Lines Save Cancel

- Click on the Save button

You will be returned to the **Crab Report Display** screen where you need to save the report at the bottom of the screen.

Line	Fish Ticket	Stat Area	Species	Condition	Landed Lbs.	Number	Pot Lifts	Disposition	Size/Grade	Sold Lbs.	S/lb.	Total Value
1			921 Red king	1 Whole	49,000.000	5,400		60 Sold				
2			921 Red king	1 Whole	1,600.000	173		79 Deadloss				
3			921 Red king	1 Whole	150.000	21		95 Pers use				

Save Cancel

- From the dropdown menu select Allocate Catch to Permits

Crab Report 384773

PROGRESS Next Step: Allocate Catch to Permits

Header

ADFG Vessel # 4 NEW VENTURE Operation 640 SEAFOODS CORPS UNALASKA Owner F5543 Seattle Star F/V	Gear Code 91 Pot Date Fishing Began 01/15/2024 Days Fished 5	Port UNA Unalakeet Paper Fish Ticket IFQ Reported Manually FALSE
Custom Processor Fed. Permit # RCR # 990004 TEST PROCESSOR2	Date Of Landing 01/20/2024 Crew Size 6 Observers Onboard 0	Partial Delivery TRUE Last Delivery For Trip FALSE

Tender ADFG Vessel #  
Tender Batch  
Tally Invoice

Time of Landing  
Tender Dock Offld Date  
Tender Dock Offld Time

Thumb Drive ID  
Dock Delivery

Menu

- Edit
- Allocate Catch to Permits
- Submit Initial Report
- Delete Report
- Check IFQ Balance

- If you want to modify the allocation of pounds to CFEC permit holders you can modify the pounds, or add an additional line of harvest on the line item and identify the specific fish ticket.
- You can also assign the personal use to one fish ticket at the line item level.
- Once you have documented the catch and allocated to permits, select **Submit Initial Report** button.

Success Itemized catch allocated to fish tickets for permits

Crab Report 384773

PROGRESS Next Step: Submit Initial Report

Header

ADFG Vessel # 4 NEW VENTURE Operation 640 SEAFOODS CORPS UNALASKA Owner F5543 Seattle Star F/V	Gear Code 91 Pot Date Fishing Began 01/15/2024 Days Fished 5	Port UNA Unalakeet Paper Fish Ticket IFQ Reported Manually FALSE
Custom Processor Fed. Permit # RCR # 990004 TEST PROCESSOR2	Date Of Landing 01/20/2024 Crew Size 6 Observers Onboard 0	Partial Delivery TRUE Last Delivery For Trip FALSE

Tender ADFG Vessel #  
Tender Batch  
Tally Invoice

Time of Landing  
Tender Dock Offld Date  
Tender Dock Offld Time

Thumb Drive ID  
Dock Delivery

Menu

- Edit
- Reallocate Deadloss
- Undo Allocation of Catch to Permits
- Submit Initial Report
- Delete Report
- Landing Report Summary PDF
- Landing Report Summary Spreadsheet
- Check IFQ Balance

- You have the option to reallocate the deadloss on the report but selecting the Reallocate Deadloss menu item.

Success Initial Report Successfully Submitted

Crab Report 384773

PROGRESS Next Step: Generate IFQ Reports

Header

ADFG Vessel # 4 NEW VENTURE Operation 640 Seafoods Corps Unalaska Owner F5543 Seattle Star F/V	Gear Code 91 Pot Date Fishing Began 01/15/2024 Days Fished 5	Port UNA Unalakeet Paper Fish Ticket IFQ Reported Manually FALSE
Custom Processor Fed. Permit # RCR # 990004 TEST PROCESSOR2	Date Of Landing 01/20/2024 Crew Size 6 Observers Onboard 0	Partial Delivery TRUE Last Delivery For Trip FALSE

Tender ADFG Vessel #  
Tender Batch  
Tally Invoice

Time of Landing  
Tender Dock Offld Date  
Tender Dock Offld Time

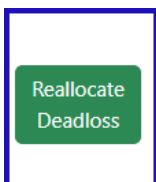
Thumb Drive ID  
Dock Delivery

Menu

- Edit
- Add Grading and Pricing
- Reallocate Deadloss
- Generate IFQ Reports
- Edit IFQ Reports
- Submit Final Report
- Landing Report Summary PDF
- Landing Report Summary Spreadsheet
- Check IFQ Balance

Permit Worksheet

- The IFQ Report will open. Scroll to the bottom of the screen and click on the Reallocate Deadloss button.



- A window will open where you can select a specific fish ticket and stat area

Deadloss Reallocation

Fish Ticket - Species - Stat Area: Total Deadloss:

E24 000423 - 921 Red king - 615533

E24 000423 - 921 Red king - 615534

E24 000423 - 921 Red king - 615730

E24 000423 - 921 Red king - 615831

E24 000423 - 921 Red king - 615832

E24 000423 - 921 Red king - 625532

Sold Deadloss

- After selecting the fish ticket and area you want to adjust the deadloss on it will populate all the rows of applicable catch
- Here you can make any changes and then click Save.

Deadloss Reallocation

Fish Ticket - Species - Stat Area: Total Deadloss:

E24 000423 - 921 Red king - 615533 96

Fish Ticket	Species	Stat Area	Area/Fishery	IFQ Permit	Sold	Deadloss
E24 000423	921 Red king	615533	BBR	990051	978	<input type="text" value="34"/>
E24 000423	921 Red king	615533	BBR	990070	981	<input type="text" value="31"/>
E24 000423	921 Red king	615533	BBR	990071	981	<input type="text" value="31"/>
Total entered:						<input type="text" value="96"/>

- If the IFQ report allocations look good, scroll to the bottom and click on the **Save** button
- From the Menu select Submit IFQ Report

Crab Report 384773

PROGRESS Next Step: Submit IFQ Report

**Header**

ADFG Vessel # 4 NEW VENTURE Operation 640 Seafoods Corps Unalaska Owner F5543 Seattle Star F/V	Gear Code 91 Pot Date Fishing Began 01/15/2024 Days Fished 5 Date Of Landing 01/20/2024 Crew Size 6 Observers Onboard 0	Port UNA Unalakeet Paper Fish Ticket IFQ Reported Manually FALSE Partial Delivery TRUE Last Delivery For Trip FALSE
Custom Processor Fed. Permit # RCR # 990004 TEST PROCESSOR2	<b>Tender Delivery Information</b>	
Tender ADFG Vessel # Tender Batch Tally Invoice	Time of Landing Tender Dock Offload Date Tender Dock Offload Time	Thumb Drive ID Dock Delivery

**Menu**

- Edit
- Add Grading and Pricing
- Edit IFQ Reports
- Submit IFQ Reports**
- Submit Final Report
- Landing Report Summary PDF
- Landing Report Summary Spreadsheet
- Check IFQ Balance

- From the Menu select Download IFQ Receipts to Print

Crab Report 384773

PROGRESS Next Step: Enter Grading & Pricing

**Header**

ADFG Vessel # 4 NEW VENTURE Operation 640 Seafoods Corps Unalaska Owner F5543 Seattle Star F/V	Gear Code 91 Pot Date Fishing Began 01/15/2024 Days Fished 5 Date Of Landing 01/20/2024 Crew Size 6 Observers Onboard 0	Port UNA Unalakeet Paper Fish Ticket IFQ Reported Manually FALSE Partial Delivery TRUE Last Delivery For Trip FALSE
Custom Processor Fed. Permit # RCR # 990004 TEST PROCESSOR2	<b>Tender Delivery Information</b>	
Tender ADFG Vessel # Tender Batch Tally Invoice	Time of Landing Tender Dock Offload Date Tender Dock Offload Time	Thumb Drive ID Dock Delivery

**Menu**

- Edit
- Add Grading and Pricing
- Download IFQ Receipts to Print**
- Submit Final Report
- Landing Report Summary PDF
- Landing Report Summary Spreadsheet
- Check IFQ Balance

- Print your fish tickets by clicking on the blue fish ticket number in the Permit Worksheet section.

Permit Worksheet										
Fish Ticket #	CFEC Permit	Permit Holder	Mgmt Program	Pct%	NMFS ID	IFQ Permit	Species	IPQ Permit	Area	Max-out Lbs.
E24 000423	K91Q 00112S 2401M	DUTCH HARRIS	IFQ	50	990031	990051	921	990022		
						990070	921			
						990071	921			
E24 000424	K91O 00175R 2401V	KRUSTY KRAB	IFQ	50	990032	990058	921	990022		

- From the menu select Submit Final Report

Crab Report 384773

PROGRESS Next Step: Enter Grading & Pricing

Header		
ADFG Vessel # 4 NEW VENTURE Operation 640 Seafoods Corps Unalaska Owner 75543 Seattle Star F/V	Gear Code 91 Pot Date Fishing Began 01/15/2024 Days Fished 5 Date Of Landing 01/20/2024 Crew Size 6 Observers Onboard 0	Port UNA Unalakeet Paper Fish Ticket IFQ Reported Manually FALSE Partial Delivery TRUE Last Delivery for Trip FALSE
Tender ADFG Vessel # Tender Batch Tally Invoice	Time of Landing Tender Dock Offid Date Tender Dock Offid Date	Thumb Drive ID Dock Delivery

Menu

- Edit
- Add Grading and Pricing
- Download IFQ Receipts to Print
- Submit Final Report
- Landing Report Summary PDF
- Landing Report Summary Spreadsheet
- Check IFQ Balance

This completes the practice scenario.

[CrabLandingPracticewithMultipleIFQPermits.pdf](#)